

Internal distribution code:

- (A) [-] Publication in OJ
- (B) [-] To Chairmen and Members
- (C) [-] To Chairmen
- (D) [X] No distribution

**Datasheet for the decision
of 7 August 2025**

Case Number: T 1144/23 - 3.2.02

Application Number: 10837603.9

Publication Number: 2514448

IPC: A61M1/14, G01N21/59, G01N21/05,
G01N21/27, A61M1/16

Language of the proceedings: EN

Title of invention:
BLOOD PURIFICATION APPARATUS

Patent Proprietor:
Nikkiso Company Limited

Opponent:
B. Braun Avitum AG

Headword:

Relevant legal provisions:
EPC Art. 56, 100(c), 123(2)

Keyword:

Amendments - extension beyond the content of the application
as filed (no)

Inventive step - main request and auxiliary request 1 (no)
- auxiliary request 2 (yes)

Decisions cited:

Catchword:



Beschwerdekammern

Boards of Appeal

Chambres de recours

Boards of Appeal of the
European Patent Office
Richard-Reitzner-Allee 8
85540 Haar
GERMANY
Tel. +49 (0)89 2399-0

Case Number: T 1144/23 - 3.2.02

D E C I S I O N
of Technical Board of Appeal 3.2.02
of 7 August 2025

Appellant: Nikkiso Company Limited
(Patent Proprietor) 43-2, Ebisu 3-chome
Shibuya-ku
Tokyo 150-8677 (JP)

Representative: von Hirschhausen, Helge
Grosse - Schumacher -
Knauer - von Hirschhausen
Patent- und Rechtsanwälte
Nymphenburger Straße 14
80335 München (DE)

Appellant: B. Braun Avitum AG
(Opponent) Schwarzenberger Weg 73-79
34212 Melsungen (DE)

Representative: Winter, Brandl - Partnerschaft mbB
Alois-Steinecker-Straße 22
85354 Freising (DE)

Decision under appeal: **Interlocutory decision of the opposition
division of the European Patent Office posted on
9 May 2023 concerning the maintenance of
European Patent No. 2514448 in amended form**

Composition of the Board:

Chairman M. Alvazzi Delfrate
Members: D. Ceccarelli
Y. Podbielski

Summary of Facts and Submissions

I. The patent proprietor and the opponent appealed against the opposition division's decision that, account being taken of the amendments made by the patent proprietor during the opposition proceedings according to auxiliary request 7, European patent No. 2 514 448 and the invention to which it relates met the requirements of the EPC.

II. Oral proceedings took place on 7 August 2025.

The proprietor requested that the decision under appeal be set aside and the patent be maintained as granted (main request), or that the patent be maintained on the basis of one of auxiliary requests 1 to 6, auxiliary requests 1 and 2 having been filed on 27 April 2022 and auxiliary requests 3 to 6 having been filed on 17 January 2023, or that the opponent's appeal be dismissed.

The opponent requested that the decision under appeal be set aside and that the patent be revoked.

III. The following documents are mentioned in this decision:

D3: JP 11-337489 A

D4: JP 61-155 735 A

D5: US 6,666,840 B1

IV. **Claims 1 and 3 of the main request** read as follows:

"1. A blood purification apparatus comprising a blood purification instrument (2) for extracorporeally circulating blood of a patient and a concentration

detecting means (5) for detecting a concentration of liquid flowing during blood purification, wherein the concentration detecting means (5) comprises:

a light emitting means (11) for irradiating light onto said liquid,

a light receiving means (12) for receiving light from the light emitting means (11) transmitted through said liquid,

a detecting means (13) for detecting the received light intensity received by the light receiving means (12),

a light emission control means (14) for controlling an amount of light emitted by the emitting means (11),

a deciding means (15) for deciding whether the received light intensity detected by the detecting means (13) is substantially same as a predetermined value, and

an adjusting means (16) for making the light emission control means (14) control the amount of light so that the received light intensity has the predetermined value based on the decision of the deciding means (15)

wherein the concentration detecting means (5) is adapted to detect the concentration of the liquid based on the received light intensity detected by the detecting means (13),

and the concentration detecting means (5) is adapted to be calibrated by adjusting an amount of irradiation by the light emitting means (11) so that the received light intensity received by the light receiving means (12) has a predetermined value,

characterized in that,

the concentration detecting means (5) is a discharged liquid concentration sensor that can monitor the blood purification efficiency by detecting the concentration of the liquid discharged from the blood purification instrument (2), and the blood purification apparatus is configured to perform the calibration of the concentration detecting means (5) prior to the blood purification treatment and prior to extracorporeally circulating the blood of a patient by supplying dialysate to the blood purification instrument (2) and discharging the dialysate from the blood purification instrument (2) during the calibration."

"3. The blood purification apparatus of claim 1 or 2, wherein the discharged liquid concentration sensor (5) is a blood leakage detector that can detect blood leakage from the concentration of discharged liquid from the blood purification instrument (2)."

Claim 1 of auxiliary request 1 is identical to claim 1 of the main request except that the following wording has been added after the third occurrence of the expression "predetermined value":

", wherein, when it is decided that the received light intensity detected by the detecting means (13) is less than the predetermined value, the light emission control means (14) controls to increase the amount of light emission of the light emitting means (11) and this operation is repeated until the received light intensity becomes substantially the same as the predetermined value, and, when it is decided that the received light intensity detected by the detecting means (13) is larger than the predetermined value, the

light emission control means (14) controls to decrease the amount of light emission of the light emitting means (11) and this operation is repeated until the received light intensity becomes substantially the same as the predetermined value"

Claim 1 of auxiliary request 2 is identical to claim 1 of the main request except that the following wording has been added after the second occurrence of the expression "blood purification instrument (2)":

"and the discharged liquid concentration sensor (5) is a blood leakage detector that is configured to detect blood leakage from the concentration of discharged liquid from the blood purification instrument (2)".

Claim 3 of auxiliary request 2 reads as follows:

"A method for calibrating a discharged liquid concentration sensor of a blood purification apparatus comprising a blood purification instrument (2) for extracorporeally circulating blood of a patient, wherein the discharged liquid concentration sensor comprises
a light emitting means (11) for irradiating light onto the discharged liquid,
a light receiving means (12) for receiving light from the light emitting means (11) transmitted through the discharged liquid,
a detecting means (13) for detecting the received light intensity received by the light receiving means (12),
a light emission control means (14) for controlling an amount of light emitted by the emitting means (11),
a deciding means (15) for deciding whether the received light intensity detected by the detecting means (13) is substantially the same as a predetermined value, and

an adjusting means (16) for making the light emission control means (14) control the amount of light so that the received light intensity has the predetermined value based on the decision of the deciding means (15) wherein the discharged liquid concentration sensor is adapted to detect the concentration of the discharged liquid based on the received light intensity detected by the detecting means (13), and the discharged liquid concentration sensor (5) is a blood leakage detector that is configured to detect blood leakage from the concentration of discharged liquid from the blood purification instrument (2), the method comprising the steps of:

- supplying a dialysate to the blood purification instrument (2) prior to the blood purification treatment and prior to the extracorporeal circulation of blood through a blood circuit (1),
- discharging the dialysate from the blood purification instrument (2) through a dialysate discharging line (8), the discharged dialysate representing the discharged liquid,
- emitting the light (S 1) by the light emitting means (11) onto the discharged dialysate,
- receiving by the light receiving means (12) the light transmitted through the discharged liquid,
- detecting by the detecting means (13) the received light intensity received by the light receiving means (12), and
- deciding (S 2) by the deciding means (15) whether the received light intensity detected by the detecting means (13) is substantially the same as a predetermined value and
- when it is decided in the deciding step (S 2) that the received light intensity detected by the detecting means (13) is not substantially the same as the predetermined value, adjusting (S 3) by the

adjusting means (16) the amount of light emission of the light emitting means (11)."

Claim 2 of auxiliary request 2 is a dependent claim.

- V. The proprietor's arguments, where relevant to this decision, can be summarised as follows.

Main request - extension of subject-matter

The opposition division's conclusion in the impugned decision that claim 3 of the main request included added subject-matter was wrong.

Independent claim 1 of the main request included the features of dependent claim 4 of the application as filed, while dependent claim 3 of the main request included the features of dependent claim 5 of the application as filed. Although claim 5 had not been drafted as dependent on claim 4 in the application as filed, the combination of features of the discharged liquid concentration sensor defined in these two claims had a basis in the description. Paragraphs [0029] and [0046] of the application as filed disclosed a concentration detecting means that could be used as a discharged liquid concentration sensor for monitoring the blood purification efficiency and detecting blood leakage. Paragraphs [0012] and [0046] disclosed that the blood leakage was detected from a concentration of discharged liquid. Implementing these functions in the claimed concentration detecting means did not involve any technical difficulty.

Main request and auxiliary request 1 - inventive step

The subject-matter of claim 1 of the main request was

inventive when starting from D5, in combination with D3.

While D5 and the claimed invention related to measurements taken on a flowing medium over time, D3 related to measurements taken on stationary liquids within a container. For this reason the person skilled in the art would not have combined the teaching of these two documents. Moreover D3 was concerned not with the problem of a light sensor ageing but with the problem that, after shipment, the output value of a light receiving body may decrease due to dirt (paragraph [0003] of D3).

Even if the person skilled in the art had consulted D3, combining it with D5 would still not have led to the subject-matter of claim 1 of the main request.

D3 taught a process for calibrating a light sensor, which involved adjusting current fed to a light emitter or output from a light receiver. These alternatives were disclosed separately without preference in the description and defined separately in claims 2 and 3 of D3. The person skilled in the art could have implemented either of them, but it was not obvious to choose the adjustment at the light emitter as defined in claim 1 of the main request.

Moreover, the calibration disclosed in D3 required an adjustment to bring the sensor output within a prescribed range in which the sensor operates at its best resolution. In contrast, the calibration defined in claim 1 of the main request was aimed at bringing the received light intensity to a predetermined value.

Lastly, D3 did not teach performing a calibration prior

to a blood purification treatment and prior to extracorporeally circulating blood of a patient by letting dialysate flow, as defined in claim 1 of the main request.

The same arguments applied to claim 1 of auxiliary request 1.

Auxiliary request 2 - inventive step

The combination of D5 with D3 or D4 did not teach providing a discharged liquid concentration sensor which could monitor the blood purification efficiency by detecting the concentration of the liquid discharged from the blood purification instrument and which, at the same time, was a blood leakage detector configured to detect blood leakage from the concentration of discharged liquid. A blood leakage detector in the device according to D5 could be implemented as a separate sensor using a different measurement method. It followed that the subject-matter of claim 1 of auxiliary request 2 was inventive.

VI. The opponent's arguments, where relevant to this decision, can be summarised as follows.

Main request - extension of subject-matter

In the impugned decision, the opposition division had correctly concluded that claim 3 of the main request included added subject-matter.

The application as filed included claims 4 and 5. These claims defined two alternatives since they had both been drafted as dependent on one of previous claims 1 to 3. Paragraphs [0011], [0012], [0017], [0018], [0046]

and [0048] of the application as filed, which concerned the features of claims 4 and 5, did not directly and unambiguously disclose that these features could be combined in a blood purification apparatus according to claim 1 of the application as filed. Paragraphs [0046] and [0048] indicated that implementing a concentration detecting means in the form of a discharged liquid concentration sensor was to be understood as an alternative to implementing it as a blood leakage detector. The wording of paragraph [0046] of the application as filed meant that the concentration detecting means could be a discharge liquid concentration sensor, a blood leakage detector or a blood concentration detecting sensor. It was at least possible to interpret paragraph [0046] in this way, i.e. defining three separate alternatives. In any case, there was no disclosure of a blood leakage detector which could monitor the blood purification efficiency. Hence, there was no direct and unambiguous disclosure of a combination of two of these alternatives, which implied that claim 3 of the main request included added subject-matter. Moreover, the combination of the features of claims 1 and 3 of the main request was technically nonsensical as the concentration of blood in the discharged liquid could not be used as an indicator for the efficiency of blood purification.

Main request and auxiliary request 1 - inventive step

The subject-matter of claim 1 of the main request was not inventive when starting from D5, in combination with D3.

D5 disclosed (Figure 1) a blood purification apparatus with a concentration detecting means comprising a light emitting means and a light receiving means and the

other features defined in claim 1 of the main request except for a light emission control means, a deciding means, an adjusting means and the concentration detecting means adapted to be calibrated as claimed.

These distinguishing features addressed the problem of obtaining precise measurements over time, which arose in view of the known ageing processes of the light emitting means, typically LEDs, used in the art. In this context D5 discussed the need to control the efficiency of the blood purification (column 1, lines 22 to 25).

To solve this problem the person skilled in the art would have turned to D3, which disclosed (claims 1 and 3) calibrating a liquid concentration sensor by comparing the light intensity received by a light receiving means of the sensor with a predetermined range and, if the received light intensity was not within the range, adjusting the current fed to a light emitting means of the sensor so as to bring the received light intensity within the predetermined range.

The conditions under which the measurements were to be taken using the concentration sensor according to D3 and also the reasons why the calibration was performed were irrelevant for solving the problem.

It was not decisive that D3 disclosed that the calibration could also be performed by adjusting the current output from the light receiving means. The two adjustment options were equally obvious.

Regardless of whether a sensor was being calibrated to bring its output within a predetermined range or to a

predetermined value, the calibration was conceptually the same.

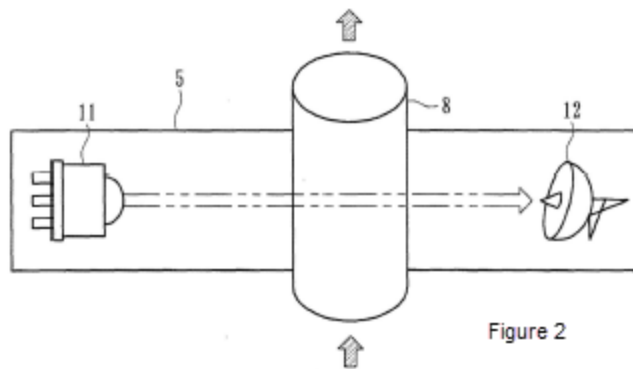
Performing a calibration with flowing fluid prior to a blood purification treatment and prior to extracorporeally circulating blood of a patient was obvious in view of the field of application of D5.

The same arguments applied to claim 1 of auxiliary request 1, which merely additionally defined a known feedback control for a calibration process.

Auxiliary request 2 - inventive step

The combination of D5 with D3 or D4 rendered the subject-matter of claims 1 and 3 of auxiliary request 2 obvious.

D5 disclosed a concentration sensor which could detect the concentration of a number of substances of various kinds, not only waste products (Figure 4). It was common general knowledge that membranes of blood purification apparatuses could become permeable to blood if damaged. In such cases the blood purification process had to be stopped for the patient's safety. For this purpose blood detectors were normally employed. For the person skilled in the art, it would have been obvious to use the concentration sensor already foreseen in D5 additionally as a blood detector.



The discharged liquid concentration sensor (5) comprises a light emitting means (11) for radiating light onto the liquid, a light receiving means (12) for receiving light from the light emitting means transmitted through the liquid, a detecting means for detecting the received light intensity received by the light receiving means, a light emission control means for controlling an amount of light emitted by the emitting means, a deciding means for deciding whether the received light intensity detected by the detecting means is substantially the same as a predetermined value, and an adjusting means for making the light emission control means control the amount of light so that the received light intensity has the predetermined value on the basis of the decision of the deciding means.

The discharged liquid concentration sensor is adapted to detect the concentration of the liquid on the basis of the received light intensity detected by the detecting means, and is adapted to be calibrated by adjusting an amount of irradiation by the light emitting means so that the received light intensity received by the light receiving means has a predetermined value.

In substance, the discharged liquid concentration sensor is a light sensor with a light emitter and a light receiver, in which the intensity of light emitted by the light emitter can be adjusted (calibrated) on the basis of the light intensity received by the light receiver after the light has passed through the liquid.

The concentration detecting means is calibrated prior to the blood purification treatment and prior to extracorporeally circulating the blood of a patient by supplying dialysate to the blood purification instrument (2) and discharging the dialysate from the blood purification instrument.

According to the patent, the calibration before the treatment allows the accuracy of the liquid concentration detection, and thus the reliability of the concentration detecting means, to be improved.

2. Main request - extension of subject-matter

In the impugned decision the opposition division concluded that the patent could not be maintained on the basis of the main request because claim 3 included added subject-matter. The opponent raised a corresponding objection in the appeal proceedings.

The opposition division noted that independent claim 1 of the patent as granted is based on the combination of claims 1 and 4 as originally filed and that dependent claim 3 contains the additional features of claim 5 as originally filed. However, claim 5 was not dependent on claim 4 in the application as filed.

The opposition division concluded that the features of original claims 4 and 5 had been disclosed as

alternatives, not in combination.

The board notes that paragraph [0046] of the application as filed states that "[t]he concentration detecting means is not limited to the discharged liquid concentration sensor 5 and may be formed of a blood leakage detector which [...] is able to detect leaked blood from a concentration of liquid discharged from the dialyzer (blood purification instrument) 2, or may be formed of a blood concentration detecting sensor [...] which is arranged on the blood circuit 1". Claim 5 of the application as filed specifies that the blood leakage detector "can detect blood leakage from the concentration of discharged liquid from the blood purification instrument (2)".

It follows that the application as filed discloses a concentration detecting means in the form of a blood leakage detector that detects leaked blood from a concentration of discharged liquid from the blood purification instrument. As pointed out by the board and discussed during the oral proceedings, it is technically unreasonable to construe the expression "from a concentration of liquid" in paragraph [0046] and claim 5 of the application as filed as referring to a concentration of blood. Besides the fact that the application as filed does not provide any basis for such an interpretation, blood must not be present in the discharged liquid; its detection at any concentration in this liquid is an indication of a defective blood purification instrument which requires the blood purification system to be stopped, as the opponent also submitted. Hence, the expression must refer to the concentration of substances normally found in the discharged liquid.

It follows that the blood leakage detector as originally disclosed also has the function of detecting a concentration of substances normally present in the discharged liquid, which means that the blood leakage detector is, at the same time, a discharged liquid concentration sensor. Paragraph [0029] of the application as filed discloses that the nature of the sensor as a discharged liquid concentration sensor provides the possibility of monitoring the blood purification efficiency: "*[t]he discharged liquid concentration sensor (concentration detecting means) 5 is arranged on the dialysate discharging line 8 within the dialysis apparatus body 6 to monitor the efficiency of blood purification by detecting concentration of a liquid (liquid discharged from the dialyzer 2 as a blood purification instrument in the present invention) flowing during the blood purification treatment*".

Hence, according to the application as filed, the concentration detecting means can have both functions defined in claims 4 and 5 as originally filed, as the proprietor submitted.

The opponent argued that paragraph [0046] disclosed, or could at least be interpreted to disclose, three alternative forms of a concentration detecting means, and that there was no direct and unambiguous teaching in the application as filed that the features of two of these alternative forms could be combined.

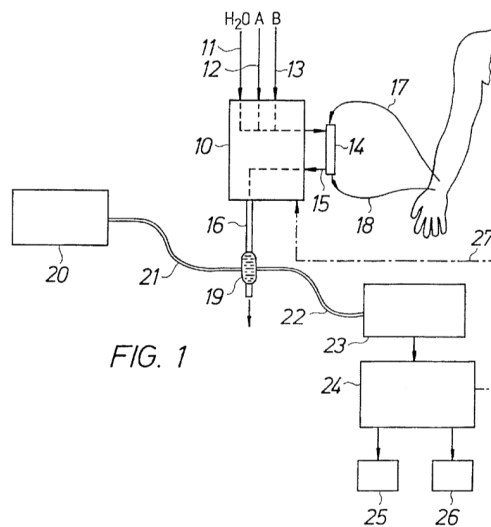
This argument is not convincing. The basis for a concentration detecting means having both functions defined in claims 4 and 5 as originally filed is provided not by the combination of features of these (possibly) alternative forms but by the implementation of a concentration detecting means in the form of a

blood leakage detector capable of detecting blood from a concentration of liquid discharged from the dialyzer, as explained above. The board notes that this implementation corresponds to what the opponent identified as the second alternative in paragraph [0046].

As regards the opponent's argument that a blood leakage detector could not monitor the blood purification efficiency, the board notes that the blood purification efficiency can be monitored not by blood being detected by the disclosed blood leakage detector but by the fact that this blood leakage detector does not merely detect leaks (of blood) but is also a discharged liquid concentration sensor that can detect a concentration of substances normally present in the discharged liquid.

In conclusion, the ground for opposition of added subject-matter (Article 100(c) EPC) does not prejudice the maintenance of the patent on the basis of the main request.

3. Main request and auxiliary request 1 - inventive step
- 3.1 The opponent argued that the subject-matter of claim 1 of the main request was not inventive when starting from D5 in combination with D3.
 - 3.1.1 D5 discloses a blood purification apparatus illustrated in Figure 1 reproduced below.



The blood purification apparatus comprises a blood purification instrument (dialyzer 14) for extracorporeally circulating blood of a patient and a concentration detecting means (light source 20, optical fibres 21 and 22, measuring cell 19 and photodetector 23) for detecting a concentration of liquid flowing during blood purification (column 3, lines 32 to 38).

The concentration detecting means comprises a light emitting means (20), a light receiving means (23) and a detecting means for detecting the received light intensity received by the light receiving means (computer 24; column 3, lines 32 to 41).

The concentration detecting means is adapted to detect the concentration of the liquid on the basis of the received light intensity detected by the detecting means (column 3, lines 32 to 38). This also means that the concentration detecting means is a discharged liquid concentration sensor that can monitor the blood purification efficiency by detecting the concentration of the liquid discharged from the blood purification

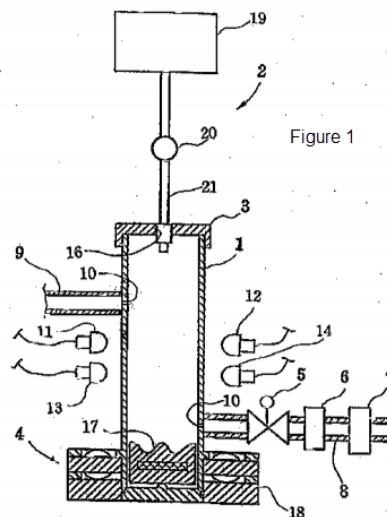
instrument.

3.1.2 D5 does not disclose a light emission control means, a deciding means, an adjusting means and the concentration detecting means adapted to be calibrated as defined in claim 1 of the main request.

These features address the objective technical problem of improving the detecting accuracy of the concentration detecting means (paragraph [0006] of the patent).

3.1.3 The opponent argued that a light emission control means, a deciding means and an adjusting means, with the concentration detecting means being adapted to be calibrated as defined in claim 1 of the main request, were rendered obvious by D3.

D3 discloses a device for measuring the concentration of a substance in a fluid in Figure 1, reproduced below.



The device comprises light emitting means (11 and 13), light receiving means (12 and 14) and a controller

(shown in Figure 2) functioning as a light emission control means, a deciding means and an adjusting means as described in paragraph [0023] of D3.

Moreover, D3 discloses that the device is calibrated before the measurements (paragraph [0012]), to increase the accuracy of the measurements (paragraph [0003]).

In view of this teaching of D3 and the objective technical problem, the person skilled in the art would have implemented the teaching of D3 in the apparatus according to D5 and arrived at the subject-matter of claim 1 of the main request in an obvious way.

- 3.1.4 The proprietor argued the contrary because D3 related to measurements taken on stationary liquids within a container and was not concerned with the effects of the ageing of a light sensor. However, this argument is not convincing because the problem solved by the claimed distinguishing features over D5 is not specific to the particular field of application, the measurement conditions or the possible reasons why the concentration detecting means may be inaccurate. Hence, the person skilled in the art would have considered the teaching of D3.

The proprietor argued that D3 taught a process for calibrating a light sensor, which involved two possible adjustments involving the current fed to the light emitter or the current output from the light receiver. However, it is common ground that D3 presents these two alternatives as equivalent. The person skilled in the art would have considered both of them obvious and implemented the adjustment of the current fed to the light emitter depending on the circumstances.

The proprietor also argued that the calibration disclosed in D3 required an adjustment to bring the sensor output within a prescribed range whereas the calibration defined in claim 1 of the main request was aimed at bringing the received light intensity to a predetermined value. However, for the purposes of calibration, the process is the same regardless of whether the sensor output is being brought within a prescribed range or to a prescribed value. The person skilled in the art would have aimed at a prescribed value depending on the desired degree of precision of the measurement under the conditions disclosed in D5.

The performance of a calibration with flowing fluid prior to a blood purification treatment and prior to extracorporeally circulating blood of a patient also depends on the measurement to be carried out using the apparatus according to D5. D3 need not contain any such disclosure for it to be obvious.

3.2 The subject-matter of claim 1 of auxiliary request 1 differs from that of the main request in that the calibration is done iteratively, with closed-loop control. This is no different from what is disclosed in paragraph [0026] of D3. Hence, the subject-matter of claim 1 of auxiliary request 1 is equally obvious in view of the combination of D5 with D3. The proprietor did not dispute this in view of the same finding on the main request.

3.3 In conclusion, the patent cannot be maintained on the basis of the main request or auxiliary request 1 since the subject-matter of claim 1 of these requests lacks an inventive step (Article 56 EPC).

4. Auxiliary request 2 - inventive step

Claim 1 of auxiliary request 2 has been amended to recite the combination of claims 1 and 3 of the main request. As explained in relation to the main request, this combination does not include added subject-matter. Independent method claim 3 of auxiliary request 2 has been amended accordingly.

The opponent argued that the subject-matter of claims 1 and 3 of auxiliary request 2 was not inventive when starting from D5 in combination with D3 or D4.

D5 does not disclose that the discharged liquid concentration sensor is (additionally) a blood leakage detector that is configured to detect blood leakage from the concentration of discharged liquid from the blood purification instrument.

The board shares the opponent's view that implementing a blood leakage detector in a blood purification apparatus according to D5 is an obvious measure to increase the safety of the treatment. However, the distinguishing feature identified in the above paragraph, which requires the same sensor to be able to monitor the blood purification efficiency and detect blood leakage, addresses a different objective technical problem compared with the distinguishing features discussed for the main request and auxiliary request 1, i.e. providing a more compact, safe blood purification apparatus.

It is common ground that neither D3 nor D4 discloses a discharged liquid concentration sensor of a blood purification apparatus that is also used as a blood detector.

The opponent noted that D5 disclosed a concentration detecting means capable of detecting the concentration of a number of substances in the liquid discharged from the blood purification instrument.

However, there is no indication from D5 or common general knowledge that a discharged liquid concentration sensor would also be used as a blood detector to address the objective technical problem. D5 mentions detecting the concentration of typical substances in the discharged liquid, such as urea and creatinine (column 3, lines 62 to 67), for optimising the dialysis treatment (column 4, lines 16 to 27). It does not mention blood, which is not a substance intended to be present in the discharge liquid.

In this context, the board sees no obvious reason why the person skilled in the art would have implemented one and the same sensor for monitoring the blood purification efficiency and for detecting blood leakage in the apparatus according to D5.

The person skilled in the art could have used a separate, dedicated, commonly known blood detector to address safety concerns.

It follows that the objections of lack of inventive step (Article 56 EPC) against claims 1 and 3 of auxiliary request 2 do not prejudice the maintenance of the patent on the basis of this request.

5. The opponent had no further objections against the claims of auxiliary request 2.

During the oral proceedings the proprietor filed an

adapted description against which the opponent did not have any objections. The board does not have any either.

Order

For these reasons it is decided that:

1. The decision under appeal is set aside.
2. The case is remitted to the opposition division with the order to maintain the patent as amended in the following version:
 - claims 1 to 3 of auxiliary request 2 filed on 27 April 2022
 - description paragraphs 1 to 9, 13 to 16, 18 to 46 and 50 to 52 of the patent specification; and 10, 11, 17 and 47 to 49 filed during the oral proceedings on 7 August 2025
 - the drawings of the patent specification

The Registrar:

The Chairman:



A. Chavinier-Tomsic

M. Alvazzi Delfrate

Decision electronically authenticated